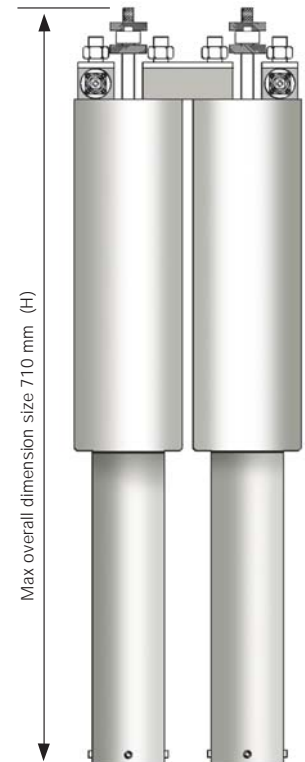
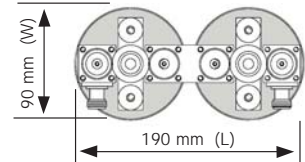


Model FFC03

- Band-Pass Filter
- FM Band 87.5-108 MHz

Standard resonant cavity filters. Available as two, three, or four cavity systems. Can be used to build multi-channel combiners.

Using our industry-leading cavity filter design, the filter provides a one-time-buy filtering solution for broadcasters located at multiple-user sites.



TYPICAL SPECIFICATIONS

Model	FFC03
Impedance	50 Ohm
Frequency Range	87.5+108 MHz
VSWR ±150 KHz	1.1:1 Max
Insertion Loss	at f_0 0.6 dB Max
Return Loss ±150 KHz	≤ -26 dB
Rejection	per customer's requirements (Typically -8dB already at 1MHz)
Connectors	N Input-Output
Max Power	300 W
Temperature Range	-20°C + +50°C
Color	Enamel gray ral 7001
Materials	Aluminium, silver brass, copper, PTFE, stainless steel, silver plated (min 12μ thickness)


- Distortion – Free
- Standard configuration of 2 cavities
- Special configuration 3 and 4 cavities
- Low loss, high isolation
- Natural convection

No Rack Version

Dimensions	710 (Max size) x 190 x 90 mm (28-Max Size-X7.5x3.5 inch) (HxLxW)
Net Weight	≈ 6 Kg

Rack Version (optional)

Panel Size	2 HE (1 HE = 44.45 mm)
Net Weight	≈ 6 Kg



"These specifications are subject to change without notice"