


Model FFC3

- Band-Pass Filter
- FM Band 87.5-108 MHz

Standard resonant two cavity filters. Also available as three and four cavity models. Can be used to build multi-channel combiners.

Using our industry-leading cavity filter design, the filter provides a one-time-buy filtering solution for broadcasters located at multiple-user sites.




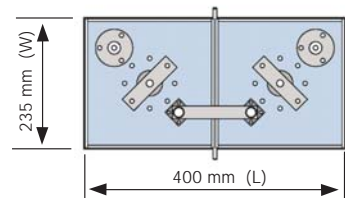
TYPICAL SPECIFICATIONS

Model	FFC3
Impedance	50 Ohm
Frequency Range	87.5+108 MHz
VSWR ±150 KHz	1.1:1 Max
Insertion Loss	at f_0 0.25 dB Max
Return Loss ±150 KHz	≤ -26 dB
Rejection	per customer's requirements (Typically -14dB already at 1MHz)
Connectors	7/8" EIA Input-Output
Max Power	3 KW
Temperature Range	-20°C ÷ +50°C
Color	Enamel gray ral 7001
Materials	Aluminium, silver brass, copper, PTFE, stainless steel, silver plated (min 12µ thickness)

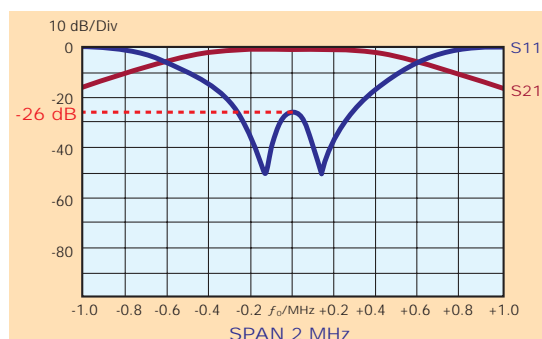
- Distortion – Free
- Standard configuration of 2 cavities
- Special configuration 3 and 4 cavities
- Low loss, high isolation
- Natural convection

No Rack Version

Dimensions	1300 (Max size) x 400 x 235 mm (51.2-Max Size-x15.7x9.2 inch) (HxLxW)
Net Weight	≈ 25 Kg (double cavity)



Typical shape for S11 and S21



"These specifications are subject to change without notice"