

- Compact Version
- Band-Pass Filter
- FM Band 87.5-108 MHz

Standard resonant two cavity filters. Also available as three and four cavity models. Can be used to build multi-channel combiners.

Using our industry-leading cavity filter design, the filter provides a one-time-buy filtering solution for broadcasters located at multiple-user sites.



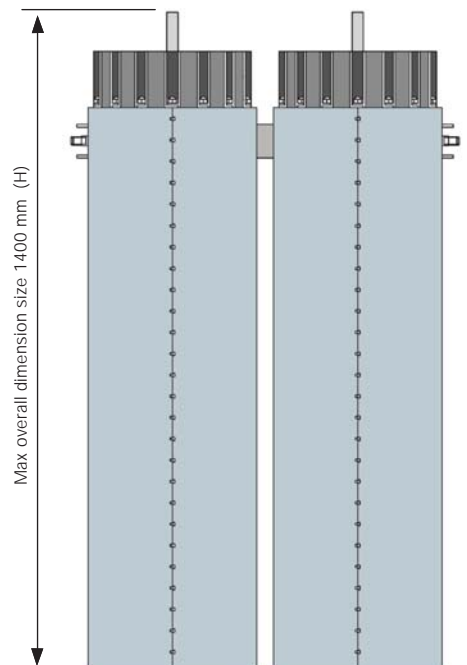
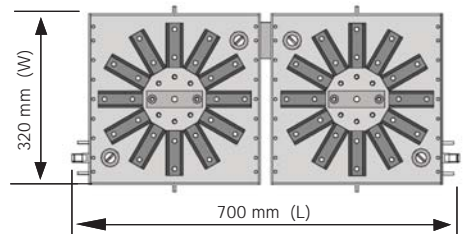
### TYPICAL SPECIFICATIONS

<b>Model</b>	FFC10/C compact version
<b>Impedance</b>	50 Ohm
<b>Frequency Range</b>	87.5+108 MHz
<b>VSWR ±150 KHz</b>	1.1:1 Max
<b>Insertion Loss</b>	≤ 0.15 dB
<b>Return Loss ±150 KHz</b>	≤ -26 dB
<b>Rejection</b>	per customer's requirements (Typically -14dB already at 1MHz)
<b>Connectors</b>	1+5/8" Input-Output (Option 3+1/8")
<b>Max Power</b>	10 KW
<b>Temperature Range</b>	-20°C ÷ +50°C
<b>Color</b>	Enamel gray ral 7001
<b>Materials</b>	Aluminium, silver brass, copper, PTFE, stainless steel, silver plated (min 12µ thickness)

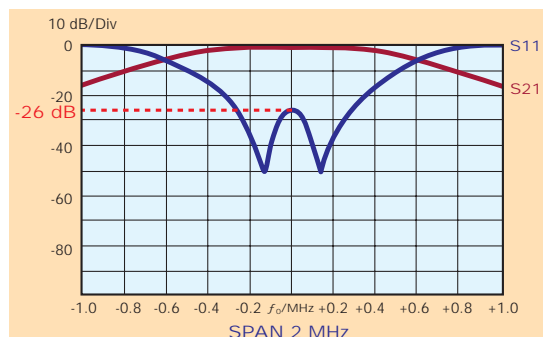
- Modular design
- Distortion – Free
- Standard configuration of 2 cavities
- Special configuration 3 and 4 cavities
- Low loss, high isolation
- Forced air cooling

### No Rack Version

<b>Dimensions</b>	1400 (Max size) x 700 x 320 mm (55.1-Max Size-x27.6x12.6 inch) (HxLxW)
<b>Net Weight</b>	≅ 46 Kg (double cavity)



Typical shape for S11 and S12



"These specifications are subject to change without notice"