

Model FFC20

- Band-Pass Filter
- FM Band 87.5-108 MHz

Standard resonant two cavity filters. Available also as three and four cavity models. Can be used to build multi-channel combiners. Using our industry-leading square cavity filter design, the filter provides a one-time-buy filtering solution for broadcasters located at multiple-user sites.



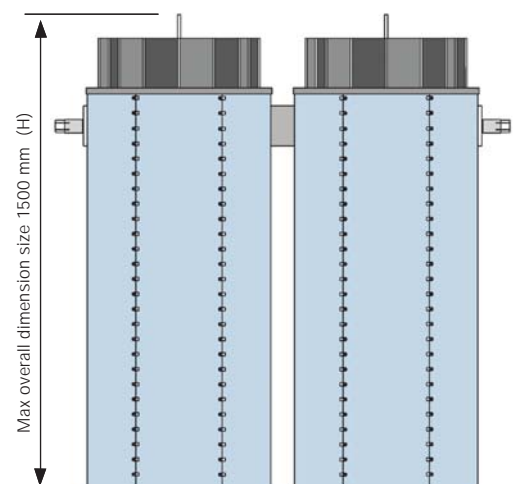
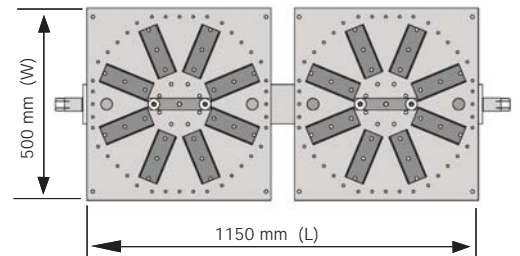
TYPICAL SPECIFICATIONS

Model	FFC20
Impedance	50 Ohm
Frequency Range	87.5+108 MHz
VSWR ±150 KHz	1.1:1 Max
Insertion Loss	≤ 0.1 dB
Return Loss ±150 KHz	≤ -26 dB
Rejection	per customer's requirements (Typically -14dB already at 1MHz)
Connectors	3+1/8" Input-Output
Max Power	20 KW
Temperature Range	-20°C ÷ +50°C
Color	Enamel gray ral 7001
Materials	Aluminium, silver brass, copper, PTFE, stainless steel, silver plated (min 12µ thickness)

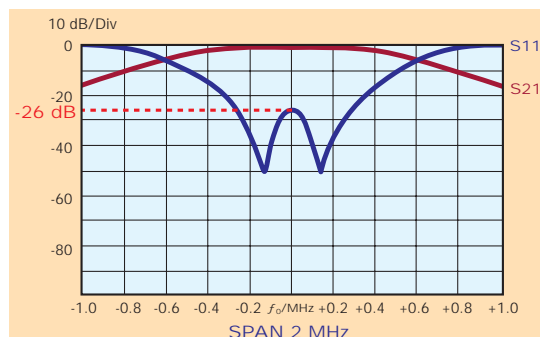
- Modular design
- Distortion – Free
- Standard configuration of 2 cavities
- Special configuration 3 and 4 cavities
- Low loss, high isolation
- Natural convection

No Rack Version

Dimensions	1500 (Max size) x 1150 x 500 mm (59·Max Size·X45.3x19.7 inch) (HxLxW)
Net Weight	≈ 58 Kg (double cavity)



Typical shape for S11 and S21



"These specifications are subject to change without notice"