

- 2 Channel Combiner
- Star Point Type
- FM Band 87.5-108 Mhz

The star point combiner basically consists of connecting several transmitters in parallel to a single antenna system through suitable bandpass filters, each tuned to each individual transmitter frequency

The parallel connection is obtained by means of coaxial lines of determined length, to provide for adequate isolation between transmitters.

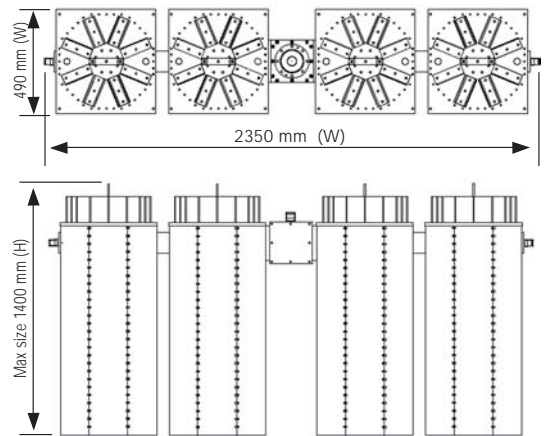
TYPICAL SPECIFICATIONS

Model	FDCSDC30 - Type STAR POINT
Impedance	50 Ohm
Frequency Range	87.5+108 MHz
VSWR ±150 KHz	1.1:1 Max
Insertion Loss	at f_0 0.1 dB Max
Return Loss ±150 KHz	≤ -26 dB
Isolation ±1.8 MHz	≥ 30 dB
No. of input	2
No. of output	1
Connectors	Input 3+1/8" Output 4+1/8"
Max Power	30 KW X 2 CHANNELS
Temperature Range	-20°C ÷ +50°C
Color	Enamel gray ral 7001
Materials	Aluminium, silver brass, copper, PTFE, stainless steel, silver plated (min 12μ thickness)

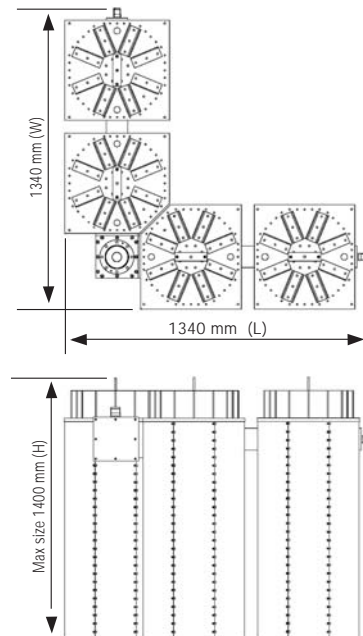
- Distortion – Free
- Starpoint system with double bandpass cavity filters
- Starpoint system with triple bandpass cavity filters (optional configuration)
- Low loss, high isolation
- Natural convection
- Optiona group delay equalizer

Dimensions	1400(Max size)x2350x490 mm (55.1(Max size) x 92.5 x 19.3 inch) (H x L x W)
Net Weight	≅ 120 Kg (double cavity)
Dimensions	1400(Max size)x1340x1340 mm (55.1(Max size) x 52.8 x 52.8 inch) (H x L x W)
Net Weight	≅ 120 Kg (double cavity)

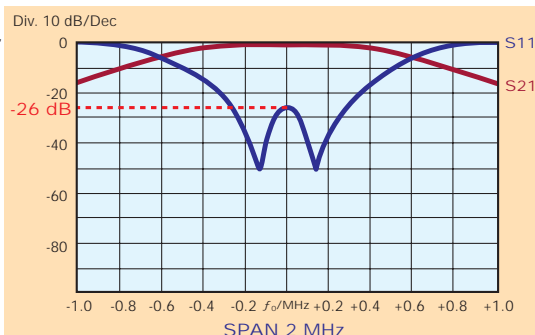
Standard Configuration



Optional Configuration



Typical Shape for S11 and S21 for single filter



"These specifications are subject to change without notice"