

Model COUP3DB2KW

- -3 dB Couplers
- FM Band 87.5÷108 Mhz

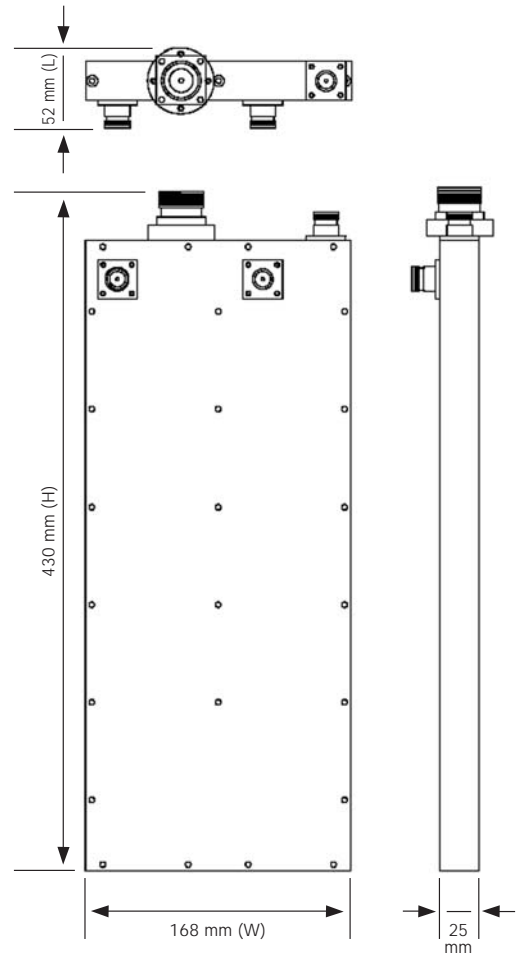
• Special version available on request

TYPICAL SPECIFICATIONS

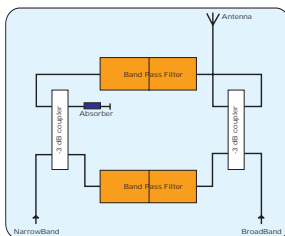
Frequency Range	87.5÷108 MHz
Directivity	≥ 32 dB
Impedance	50 Ohm
VSWR ±150 KHz	1.1:1 Max
Return Loss ±150 KHz	≤ -26 dB
Coupling	-3 dB ± 0.25 dB
Connectors	Input N– Output 7/16"
Max Power	2 KW

GENERAL SPECIFICATIONS

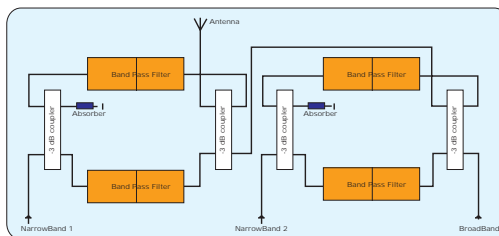
Temperature Range	-20°C + +50°C
Color	Enamel gray ral 7001
Materials	Aluminium, silver brass, copper, PTFE, stainless steel, silver plated (min 12µ thickness)
Dimensions	430 x 52 x 168 mm (16.9 x 2 x 6.6 inch) (H x L x W)
Net Weight	≅ 3 Kg



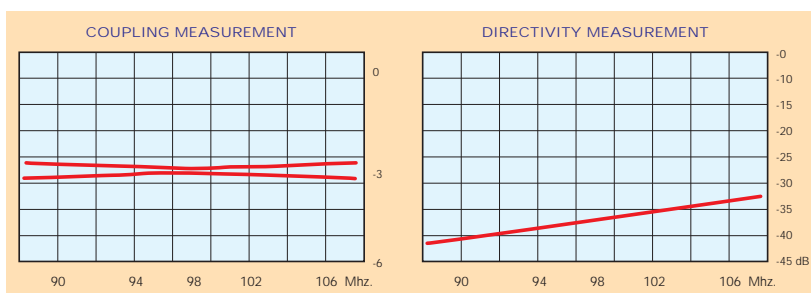
TYPICAL APPLICATIONS



DIPLEXER



TRIPLEXER



"These specifications are subject to change without notice"